





Introducing...



Communication within Reach!

For more information:
www.equiventions.com



Evolution Revolution!

You've probably loved horses from birth, however being human means instinctively using your hands first and your seat and legs second. In particular one hand or the other.

Tick Tock!

Simply understanding that riding is a lifelong quest for knowledge helps us maintain our sanity as we struggle with personal limitations and time constraints.

Talk to the Hand!

Your mind is talking but is your body listening? Achieving hand, leg and body independence is difficult. Along the way we also discover that we have a dominate side (right or left handedness), making equality and effective use of the rein aids seemingly impossible to achieve.

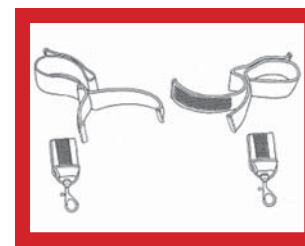
Say What?

If your horse could talk he'd probably give this response a lot more often than you might think! Do your rein aids come across more as multiple choice questions, or are the instructions clear and concise?

Ready, Set, Ride!

Are you tired of guessing where and how your hands should be used? The Tattle•Tale was designed to work for riders of all shapes, sizes and skill levels. Imagine for the first time, actually being able to feel for yourself how to instantly correct your hand position. No more struggling to keep your arms steady and in the proper work area.

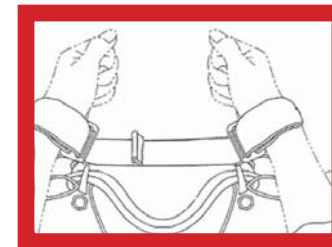
Instructions – UN-MOUNTED – Test the break-away function & your horses tolerance to the separation sound **OFF** the Horse.,* Reassemble the TattleTale.



BREAK-AWAY FEATURE

ENGLISH – Before mounting, attach the swivel snaps of the TattleTale to the D-rings of your saddle.

- ▶ Warm up your horse normally.
- ▶ Come to a complete stop.
- ▶ Insert hands through cuffs.
- ▶ Adjust cuffs to comfort level.
- ▶ Resume normal riding routine.



WESTERN – Before mounting, remove the two short swivel snap straps. Wrap one wrist cuff around the saddle horn or through and around the the pommel.

- ▶ Warm up your horse normally
- ▶ Come to a complete stop
- ▶ Insert hand through cuff.
- ▶ Adjust cuff to comfort level.
- ▶ Resume normal riding routine.



* Not intended for use on "Green" or untrained horses or jumping applications! Not recommended for use if you can not enable the break-away feature off the horse. SUBJECT TO TERMS OF USE, WARRANTY AND LIABILITY WAIVER. The Equestrian Tattletale is protected under US Patent # 7,228,678. All rights reserved